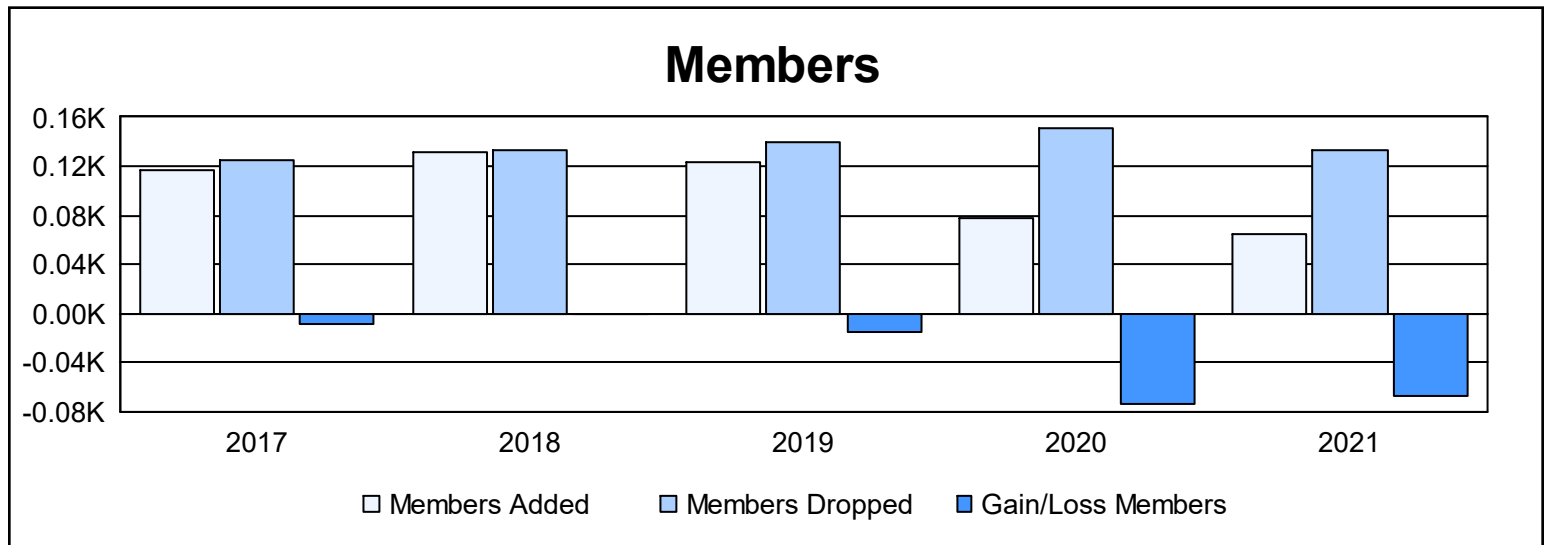
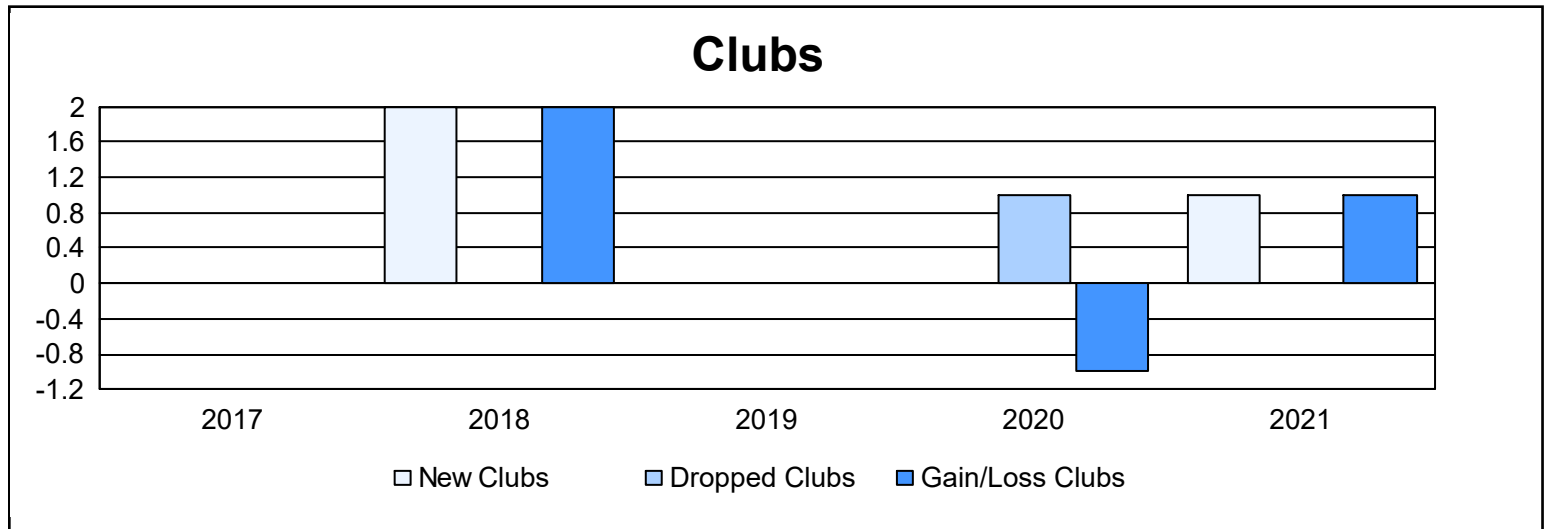
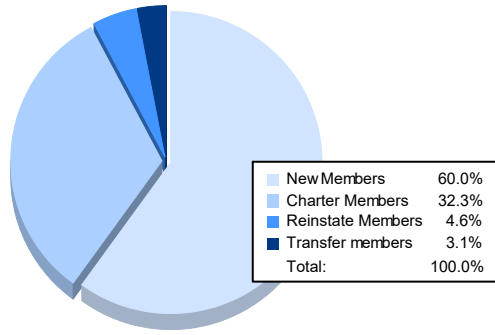


| Year | New Clubs | Dropped Clubs | Gain/ Loss Clubs | New Members | Charter Members | Reinstate Members | Transfer Members | Total Member Added | Total Members Dropped | Gain/ Loss Members |
|----------------|-----------|---------------|------------------|-------------|-----------------|-------------------|------------------|--------------------|-----------------------|--------------------|
| 2016-2017 | 0 | 0 | 0 | 104 | 0 | 4 | 9 | 117 | 125 | -8 |
| 2017-2018 | 2 | 0 | 2 | 81 | 40 | 3 | 8 | 132 | 133 | -1 |
| 2018-2019 | 0 | 0 | 0 | 115 | 0 | 4 | 5 | 124 | 139 | -15 |
| 2019-2020 | 0 | 1 | -1 | 61 | 0 | 5 | 11 | 77 | 151 | -74 |
| 2020-2021 | 1 | 0 | 1 | 39 | 21 | 3 | 2 | 65 | 133 | -68 |
| Average | 1 | 0 | 0 | 80 | 12 | 4 | 7 | 103 | 136 | -33 |



Membership Composition June 2021 Cumulative



Gender Composition June 2021 Cumulative

